

## TECHNICAL SPECIFICATIONS

MODEL: PWC	1211	1811	2412	3612	3632	3634	6012	6032	6034
COOLING CAPACITY	11,800	18,000	23,950	36,100			60,100		
VOLTAGE (V/Phase) at 60Hz	115/1		208-230/1		208-230/3	460/3	208-230/1	208-230/3	460/3
AMPS	8.1	11.3	9.9	12	9.3	4.7	23.7	16.5	6.3
TOTAL WATTS	930	1300	2100	2700			5000		
IN-RUSH CURRENT (AMPS)	56	69	55	100	80	48	165	149	75
PLUG TYPE	5-15P LCDI	5-15P LCDI	6-20P LCDI	6-20P LCDI	L15-20P	L16-20P	6-30P LCDI	L15-30P	L16-20P
EER	12.9	13.8	11.4	13.4			12		
COMPRESSOR	ROTARY			SCROLL			SCROLL		
COMPRESSOR HP	1	1.5	2	3			5		
COMPRESSOR LRA	50	63	48	83	77	35	158	137	62
EVAP CFM - HIGH	400	600	810	1200			1950		
EVAP MOTOR HP	1/8		1/3	1/3			1		
CONDENSER WATER FLOW									
AT 60°F WATER IN (GPM)	0.75	1.1	1.55	2.2			3.8		
AT 85°F WATER IN (GPM)	3	4.5	6	9			15		
WATER LINE CONNECTIONS									
WATER IN	3/8 MF			5/8 MF			5/8 MF		
WATER OUT	3/8 MF			5/8 MF			5/8 MF		
DRAIN	3/8 MF			3/8 MF			3/8 MF		
CONDENSATE REMOVAL	PUMP AUTOMATIC - 20' VERTICAL LIFT								
R-410A CHARGE (oz.)	14	18	16	24			52		
HEIGHT (in.)	33-3/4	39-3/4		50-1/4			51-1/2		
WIDTH (in.)	20-1/8	24-1/4		28-1/4			27		
DEPTH (in.)	13-1/8	13		18			29		
NET WEIGHT (lb.)	125	155	170	275		310	375		410

PWCSPCS05012020

### SPECIFICATIONS SUBJECT TO CHANGE WITHOUT NOTICE

- ⓘ **Cooling Capacity** is total BTUH at 80°DB/67°WB return air, High fan speed with 85°EWT to 95°LWT
- ⓘ Time Delay fuses/circuit breakers are recommended
- ⓘ EER is determined at high fan speed
- ⓘ CFM with free discharge

### COOLING AMBIENT OPERATING RANGE 65° TO 105°

NOT APPROVED FOR OUTDOOR USE



*Cooling done Right!*  
**OCEANAIRE**

OCEANAIRE-INC.COM  
 OA-TS-PWC SERIES-05012020

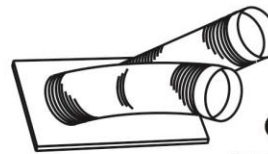
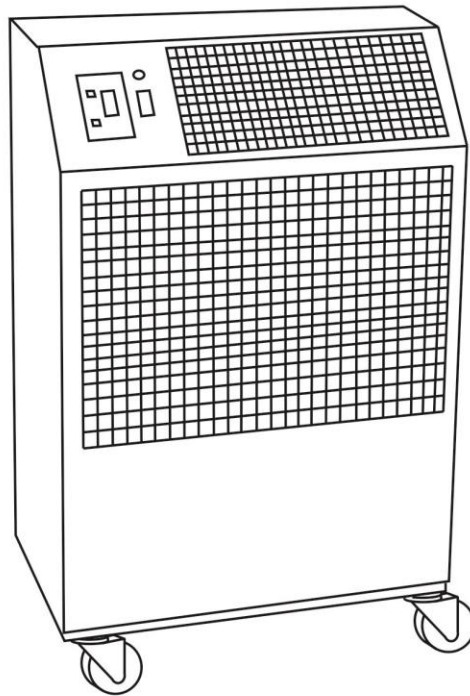
## PRODUCT FEATURES

- OA MANUAL OR AUTO 6-SPEED FAN CONTROL
- OA LARGE LED DISPLAY
- OA SWIVEL BALL BEARING CASTERS WITH LOCKING FRONTS
- OA INTERNAL CONDENSATE PUMP WITH OVERFLOW ALERT
- OA WATER REGULATING VALVE
- OA LCDI POWER CORD (SOME MODELS)
- OA HIGH PRESSURE SAFETY SWITCH
- OA WASHABLE ELECTROSTATIC AIR FILTER
- OA THREE PHASE MONITOR (SOME MODELS)



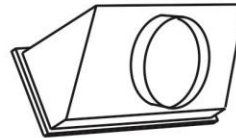
## ACCESSORIES

S



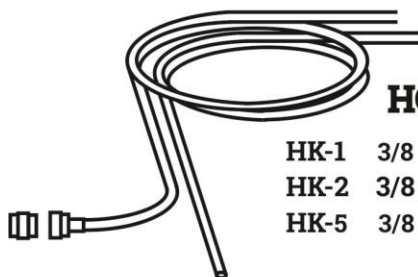
### NOZZLE KIT for Directional Cooling/Heating

- NK-1 2 x 4" for size 12
- NK-2 2 X 6" for size 18, 24
- 2NK-3 2 X 8" for size 36, 60



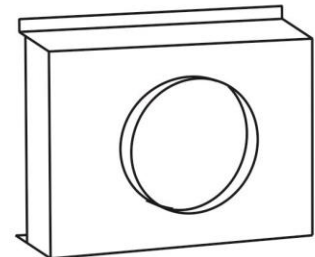
### DISCHARGE DUCT ADAPTER for Extended Single Duct Length

- DDA-6 6" for size 12
- DDA-10 10" for size 18, 24
- 2DDA-16 16" for size 36, 60



### HOSE KIT

- HK-1 3/8 x 10' for size 12, 18, 24
- HK-2 3/8 x 25' for size 12, 18, 24
- HK-5 3/8 x 40' for size 12, 18, 24
- HK-3 5/8 x 10' for size 36, 60
- HK-4 5/8 x 25' for size 36,60
- HK-6 5/8 X 40' for size 36,60



### EVAPORATOR RETURN AIR PLENUM

- DEP-10 10" for size 12
- 2DEP-12 12" for size 18, 24
- DEP-16 16" for size 36, 60

*Cooling done Right!!*

# OCEANAIRE